

Scaled data based on original data using  
LM-79-08 Approved Method: Electrical and Photometric Measurements of Solid-  
State Lighting Products

Test Report Prepared for  
Cooper Lighting Solutions  
(formerly Eaton)

Brand: McGRAW-EDISON

Report Number: P199961

Luminaire Tested: **GWC-AF-01-LED-E1-SL2-7030-1200**

Issue Date: 3/3/2020

**Test Information**

Test Method: LM-79-08  
Report Number: P199961  
TEST IS SCALED FROM IESNA LM-79-08 TEST DATA (P24286)  
Test Lab: INNOVATION CENTER P2  
Issue Date: 3/3/2020  
Manufacturer: COOPER LIGHTING SOLUTIONS (FORMERLY EATON)  
Product Line: MCGRAW-EDISON  
Catalog Number: GWC-AF-01-LED-E1-SL2-7030-1200  
Description: GALLEON WALL LUMINAIRE  
(1) 70 CRI, 3000K, 1200mA LIGHTSQUARE WITH 16 LEDS EACH AND TYPE II SPILL  
LIGHT ELIMINATOR OPTICS  
Light Source: -  
Ballast/Driver: ELECTRONIC DRIVER

**Summary**

Lumens per Lamp: N/A  
Luminaire Lumens: 6606.9 lumens  
Efficiency: N/A  
Efficacy: 98.6 lumens/watt  
Luminous Opening: Rectangular (W 0.5' x L: 0.5' x H: 0')  
IES Classification: Type II - Short - Semi-Cutoff  
BUG Rating: B1 - U0 - G2

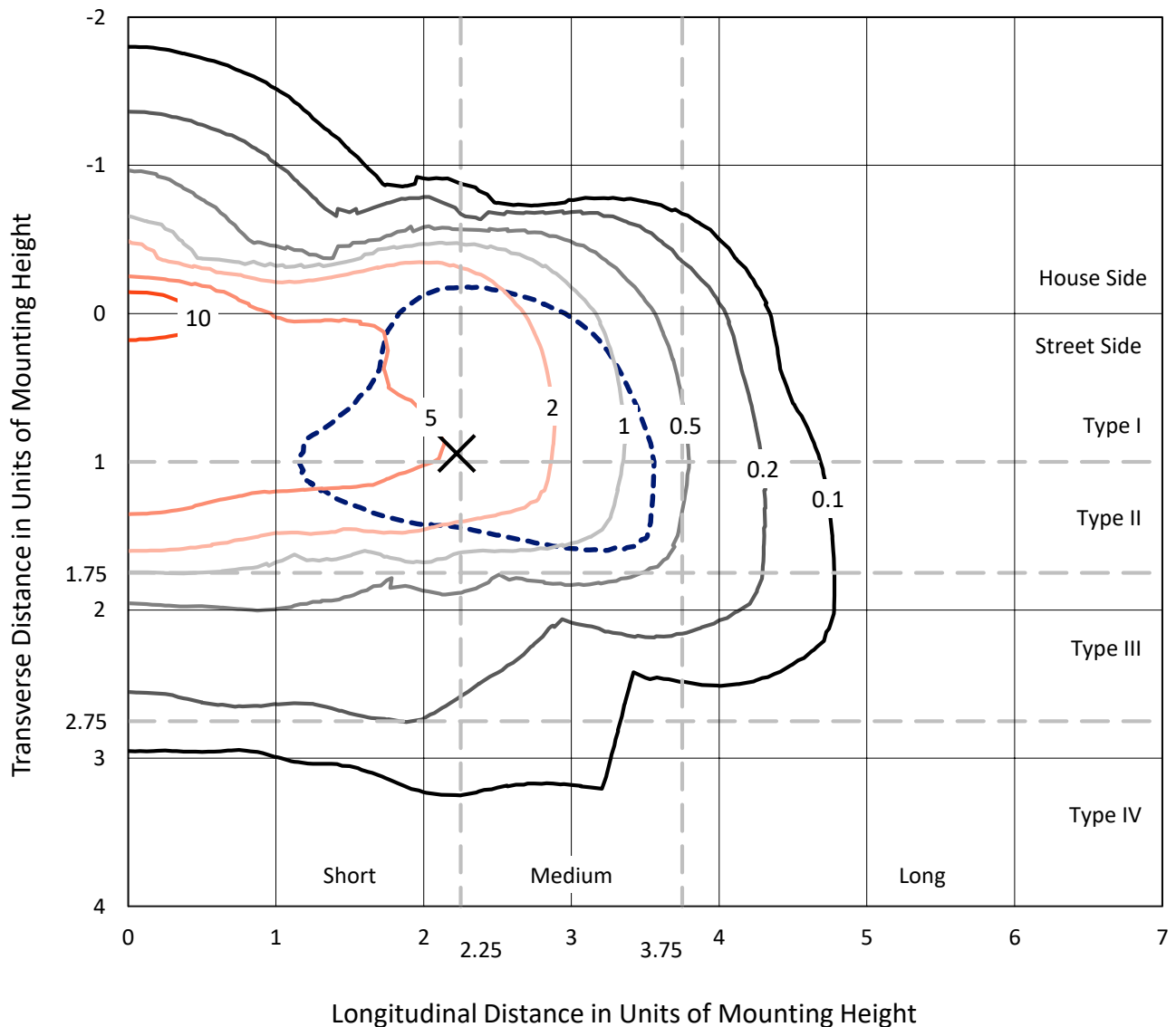
Input Watts (W): 67  
Input Voltage (V): NR  
Input Current (Ain): NR  
Voltage Rise (V): NR  
Power Factor: NR  
Total Harmonic Distortion (THDi): NR  
Frequency (hertz): 60  
Stabilization Time: NR  
Operation Time: NR  
Ambient Temperature (°C): NR  
Test Distance: 25 FT



REPORT NUMBER: P199961  
 CATALOG NUMBER: GWC-AF-01-LED-E1-SL2-7030-1200

### Iso-Footcandle Lines of Horizontal Illumination

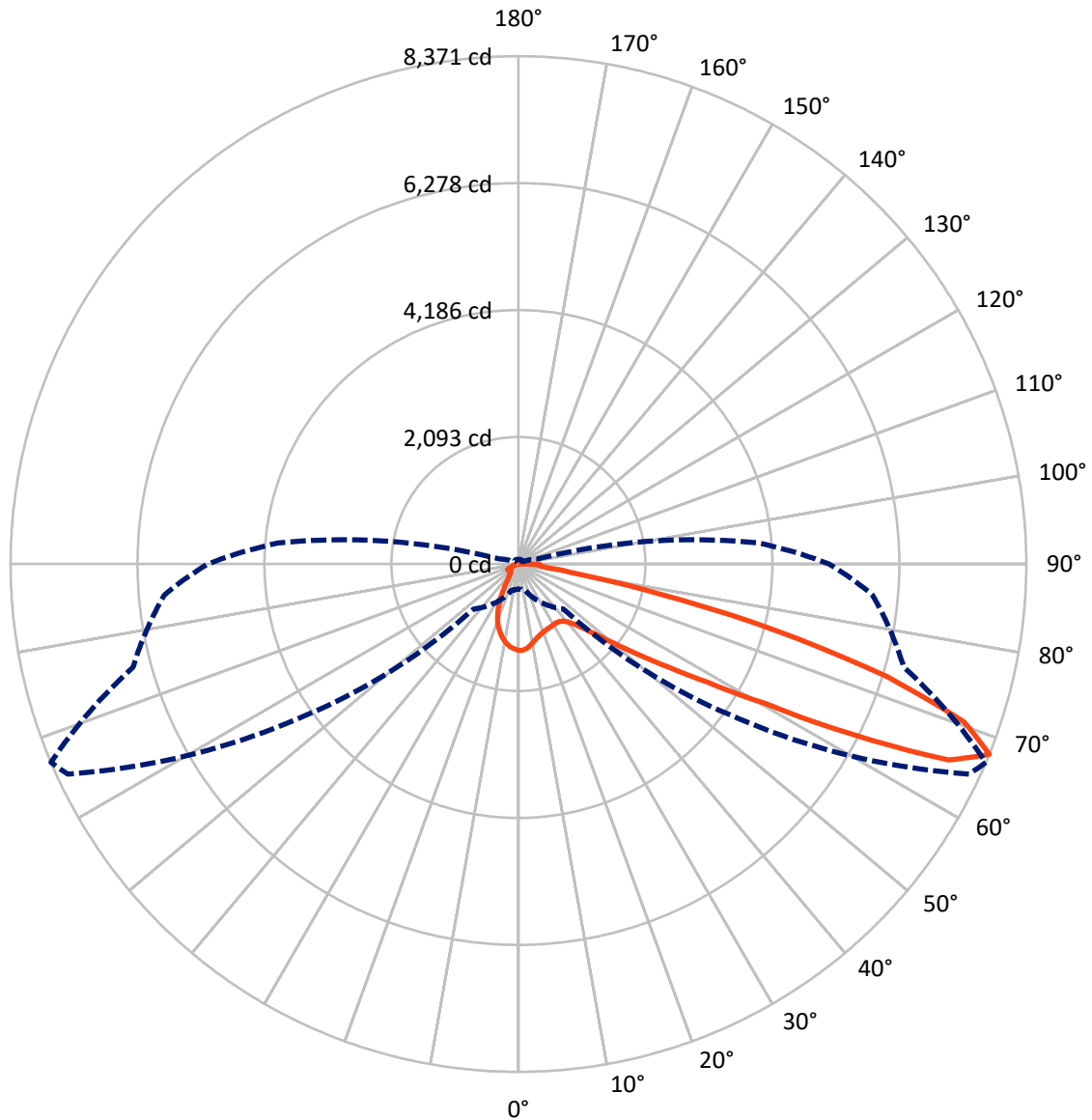
✕ Max cd  
 - - - 1/2 Max cd



Based on 10 foot mounting height. Maximum calculated value = 14.3 fc  
 Type II - Short - Semi-Cutoff

REPORT NUMBER: P199961  
CATALOG NUMBER: GWC-AF-01-LED-E1-SL2-7030-1200

### Luminous Intensity Polar Plot



— Vertical Plane Through 67-Deg Lateral    - - - Horizontal Cone Through 67.5-Deg Vertical

REPORT NUMBER: P199961

CATALOG NUMBER: GWC-AF-01-LED-E1-SL2-7030-1200

**FLUX DISTRIBUTION:**

		Downward	Upward	Total
<b>House Side</b>	Lumens	1094.7	0.0	1094.7
	% Fixture	16.6	0.0	16.6
<b>Street Side</b>	Lumens	5512.2	0.0	5512.2
	% Fixture	83.4	0.0	83.4
<b>Total</b>	Lumens	6606.9	0.0	6606.9
	% Fixture	100.0	0.0	100.0

**ZONAL LUMENS:**

Zone	Lumens	% Fixture
0°-10°	121.6	1.8
10°-20°	281.3	4.3
20°-30°	381.3	5.8
30°-40°	542.1	8.2
40°-50°	907.0	13.7
50°-60°	1434.8	21.7
60°-70°	1827.8	27.7
70°-80°	957.4	14.5
80°-90°	153.5	2.3
90°-100°	0.0	0.0
100°-110°	0.0	0.0
110°-120°	0.0	0.0
120°-130°	0.0	0.0
130°-140°	0.0	0.0
140°-150°	0.0	0.0
150°-160°	0.0	0.0
160°-170°	0.0	0.0
170°-180°	0.0	0.0
0°-90°	6606.9	100.0
0°-180°	6606.9	100.0

**Coefficient of Utilization**



REPORT NUMBER: P199961

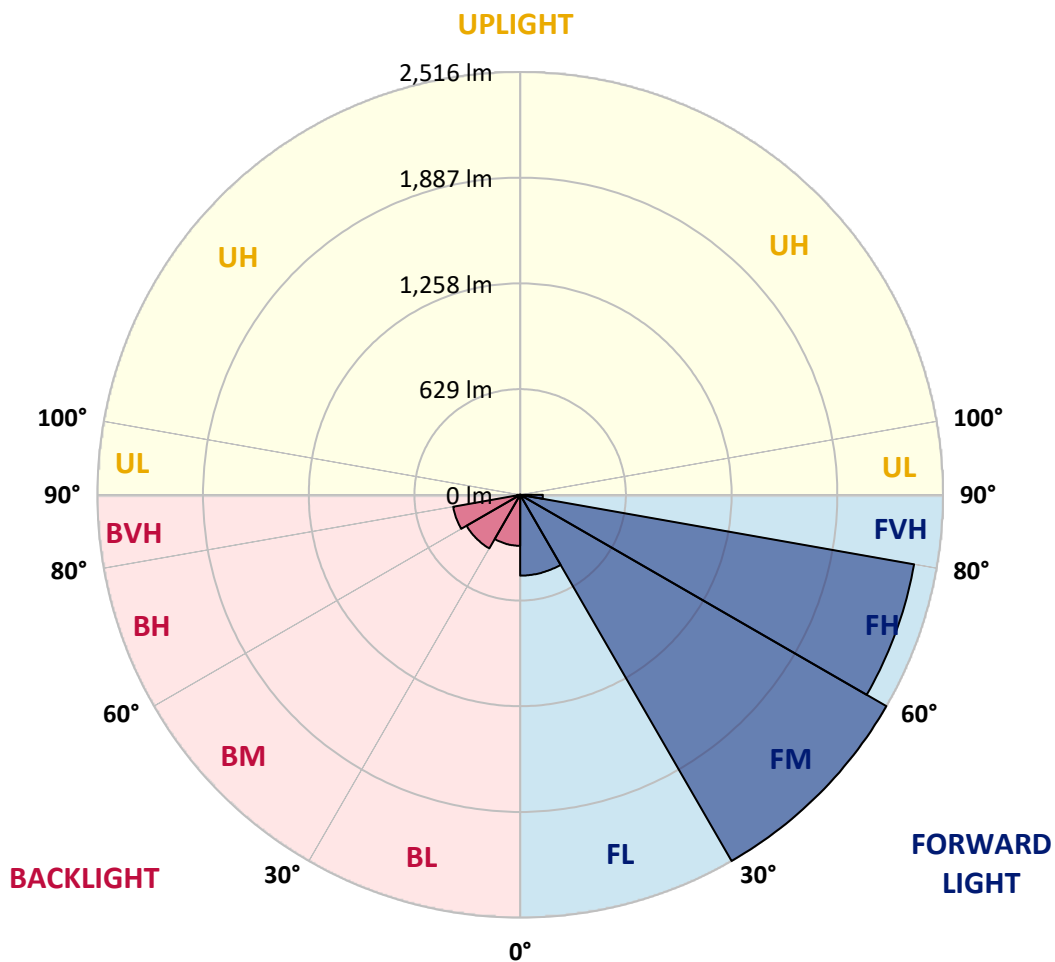
CATALOG NUMBER: GWC-AF-01-LED-E1-SL2-7030-1200

**LUMINAIRE CLASSIFICATION SYSTEM LUMEN TABLE AND BUG RATING:**

Zone	Lumens	% Fixture	Zone Rating/Lumen Limit		
			B	U	G
FL (0°-30°)	480.8	7.3			
FM (30°-60°)	2516.1	38.1			
FH (60°-80°)	2380.3	36.0			G2/5000
FVH (80°-90°)	135.0	2.0			G2/225
BL (0°-30°)	303.4	4.6	B1/500		
BM (30°-60°)	367.9	5.6	B1/1000		
BH (60°-80°)	404.9	6.1	B1/500		G1/500
BVH (80°-90°)	18.5	0.3			G1/100
UL (90°-100°)	0.0	0.0		U0/0	
UH (100°-180°)	0.0	0.0		U0/0	

**BUG Rating: B1-U0-G2**

Type II Short





REPORT NUMBER: P199961

CATALOG NUMBER: GWC-AF-01-LED-E1-SL2-7030-1200

**CANDELA DISTRIBUTION (FULL):**

	0°	5°	15°	25°	35°	45°	55°	65°	67°	75°	85°
0°	1425.1	1425.1	1425.1	1425.1	1425.1	1425.1	1425.1	1425.1	1425.1	1425.1	1425.1
2.5°	1366.4	1368.7	1375.9	1380.5	1401.0	1409.8	1416.0	1422.1	1423.1	1426.1	1423.1
5°	1223.0	1228.0	1241.3	1256.4	1296.1	1327.4	1360.3	1394.4	1400.7	1422.8	1429.0
7.5°	1112.0	1110.7	1121.8	1139.7	1180.4	1223.7	1281.4	1349.5	1362.9	1412.7	1436.9
10°	1030.9	1029.9	1041.6	1060.2	1098.9	1140.0	1205.1	1298.3	1317.2	1396.8	1444.3
12.5°	970.9	971.2	983.0	1003.5	1042.9	1084.3	1150.4	1248.9	1273.0	1378.2	1452.2
15°	931.2	933.7	943.2	965.1	1003.5	1044.8	1109.7	1211.6	1238.8	1363.5	1460.9
17.5°	917.8	922.0	925.3	941.3	974.1	1015.6	1079.1	1184.4	1213.0	1353.4	1468.8
20°	930.3	935.0	928.9	934.3	955.3	991.7	1055.0	1162.8	1192.1	1342.0	1469.7
22.5°	983.4	987.8	969.5	953.7	952.3	974.5	1035.1	1145.9	1176.1	1333.5	1470.1
25°	1076.8	1079.7	1049.1	1012.0	975.8	968.2	1021.1	1134.1	1166.5	1326.1	1463.8
27.5°	1191.5	1193.7	1158.5	1103.8	1031.2	983.0	1016.2	1127.3	1160.9	1319.6	1453.4
30°	1330.9	1341.7	1294.4	1225.4	1119.5	1026.3	1026.0	1123.7	1154.7	1308.5	1432.9
32.5°	1473.7	1478.2	1445.6	1375.6	1238.5	1102.5	1053.4	1126.4	1153.0	1295.0	1406.8
35°	1618.3	1624.1	1603.0	1546.7	1401.0	1214.3	1106.8	1141.6	1163.2	1290.6	1388.5
37.5°	1805.6	1813.4	1784.1	1718.9	1598.8	1365.8	1195.8	1180.1	1194.1	1303.6	1383.1
40°	2101.8	2098.3	2012.5	1915.5	1815.2	1559.6	1322.8	1245.2	1253.4	1345.6	1400.0
42.5°	2446.6	2437.7	2290.1	2137.6	2053.0	1794.2	1491.0	1358.3	1356.7	1428.3	1459.6
45°	2721.5	2714.3	2581.4	2393.5	2325.6	2061.4	1708.3	1526.8	1514.7	1559.6	1569.7
47.5°	2870.3	2870.7	2794.2	2640.7	2639.0	2400.9	1987.4	1770.4	1749.6	1770.8	1760.0
50°	2818.3	2825.1	2816.9	2768.1	2925.1	2845.9	2352.1	2110.3	2068.3	2089.1	2047.7
52.5°	2566.1	2574.9	2623.1	2698.0	3045.4	3383.9	2887.6	2532.5	2483.7	2476.2	2430.3
55°	2119.1	2129.8	2228.3	2431.9	2945.3	3745.2	3732.9	3070.7	2992.9	2922.1	2902.7
57.5°	1460.6	1478.5	1636.9	1939.3	2621.7	3854.3	4739.2	3838.1	3679.8	3432.7	3437.3
60°	823.3	844.1	1030.9	1305.5	1968.9	3735.8	5504.9	5000.2	4665.9	4030.6	4064.5
62.5°	523.6	546.1	687.8	907.1	1181.4	3097.2	5818.6	6615.8	6191.4	4767.5	4800.9
65°	423.9	433.6	500.4	748.8	857.9	1865.9	5580.5	7946.9	7788.5	5703.0	5547.8
67.5°	413.8	417.1	451.6	628.5	822.7	1048.8	4451.2	8195.7	8371.3	6576.5	5859.0
70°	408.8	420.3	508.9	599.9	787.8	884.6	2674.8	7513.5	7790.7	6804.8	5444.9
72.5°	198.5	197.8	256.1	542.5	887.5	917.4	1374.3	6079.3	6357.6	5895.5	4474.3
75°	159.9	146.3	139.8	198.8	853.4	947.5	875.8	4183.1	4384.5	3952.8	2750.5
77.5°	151.9	135.6	124.1	124.4	360.7	1004.7	741.9	2315.2	2373.8	1785.4	753.6
80°	125.7	110.8	102.6	115.7	174.6	956.9	802.2	1047.8	961.5	438.5	250.9
82.5°	87.3	79.5	77.2	97.1	139.8	681.9	932.7	563.0	472.1	219.6	154.7
85°	55.7	47.5	52.8	70.7	108.8	314.7	960.8	438.9	349.0	139.5	87.3
87.5°	25.7	20.9	26.1	39.2	71.0	108.5	914.2	493.0	359.4	73.6	55.0
90°	0.0	0.0	0.0	0.0	0.0	0.0	0.0	0.0	0.0	0.0	0.0



REPORT NUMBER: P199961

CATALOG NUMBER: GWC-AF-01-LED-E1-SL2-7030-1200

**CANDELA DISTRIBUTION (continued):**

	90°	95°	105°	115°	125°	135°	145°	155°	165°	175°	180°
0°	1425.1	1425.1	1425.1	1425.1	1425.1	1425.1	1425.1	1425.1	1425.1	1425.1	1425.1
2.5°	1425.8	1419.6	1414.7	1405.5	1395.5	1385.6	1376.8	1365.8	1362.6	1359.6	1364.2
5°	1430.3	1424.0	1406.1	1378.2	1347.2	1318.2	1289.3	1264.4	1249.2	1240.6	1245.5
7.5°	1437.2	1428.3	1391.2	1339.7	1284.1	1233.2	1180.8	1138.7	1107.8	1093.1	1097.3
10°	1443.4	1426.4	1365.8	1288.6	1207.1	1131.5	1048.8	980.4	929.6	902.8	909.4
12.5°	1445.9	1419.0	1330.2	1224.7	1113.0	1002.2	880.3	778.0	705.0	678.4	672.8
15°	1448.6	1410.4	1291.2	1152.0	999.2	842.5	671.8	549.3	488.7	475.4	472.4
17.5°	1449.3	1395.8	1246.8	1073.3	866.0	652.6	459.4	381.6	381.9	403.3	406.0
20°	1442.3	1373.9	1193.1	975.1	706.4	451.2	315.4	302.0	351.3	405.1	411.5
22.5°	1426.7	1345.0	1132.2	860.8	523.6	297.1	244.0	258.7	322.2	388.1	395.5
25°	1406.8	1309.8	1060.2	728.2	346.7	212.4	204.7	222.6	265.5	309.5	313.8
27.5°	1379.8	1268.1	979.4	576.4	225.2	175.0	180.2	192.2	209.8	229.3	231.3
30°	1345.0	1218.2	893.0	420.3	170.1	157.4	164.9	171.4	178.8	190.0	190.8
32.5°	1304.9	1170.2	804.4	290.3	150.9	148.3	154.0	157.4	163.3	170.1	170.8
35°	1271.3	1124.8	712.6	205.3	142.7	141.4	145.4	146.6	152.2	159.6	160.3
37.5°	1252.1	1087.5	617.8	165.5	137.1	135.3	137.4	137.4	145.4	156.3	158.0
40°	1253.4	1067.0	523.0	149.5	132.6	130.0	130.3	130.3	140.4	152.5	153.5
42.5°	1288.9	1072.3	438.9	143.3	129.0	126.0	124.4	125.4	134.0	141.7	142.4
45°	1372.3	1109.1	360.0	139.5	125.4	124.4	120.8	120.5	123.8	127.4	127.4
47.5°	1509.2	1181.7	306.6	136.8	122.5	122.2	117.9	113.7	113.4	114.7	114.7
50°	1731.6	1306.8	270.8	134.0	120.5	117.9	113.1	106.5	104.3	105.2	105.2
52.5°	2065.3	1529.9	257.1	130.0	116.4	112.1	106.5	100.0	98.2	98.5	98.5
55°	2502.9	1872.7	255.1	125.4	111.8	104.9	100.3	95.5	93.2	93.9	93.9
57.5°	3037.5	2346.8	290.0	118.2	105.6	97.8	95.2	91.9	90.2	91.2	90.9
60°	3687.5	2967.2	430.1	110.8	99.4	91.2	91.2	88.6	87.3	88.3	88.0
62.5°	4436.3	3679.8	604.8	105.2	92.9	86.0	87.3	86.0	84.6	85.3	85.0
65°	5100.2	4143.9	566.3	100.9	86.4	81.2	83.4	82.7	81.7	82.4	82.1
67.5°	5119.5	3971.9	318.0	96.4	80.2	76.3	79.5	79.2	78.5	79.2	78.8
70°	4568.7	3353.9	179.1	88.0	73.6	70.4	75.0	74.7	74.0	75.3	75.0
72.5°	3660.5	2433.8	131.0	77.6	67.0	64.1	69.4	69.1	69.1	71.0	70.0
75°	2106.4	1252.4	104.6	66.4	60.3	58.0	62.6	63.0	63.5	66.1	64.1
77.5°	600.5	390.3	85.3	56.4	51.8	50.8	55.4	56.0	56.4	59.3	56.7
80°	223.2	179.8	70.4	47.2	42.4	42.7	46.9	47.8	48.2	51.2	47.8
82.5°	142.4	118.5	57.1	36.5	33.3	32.9	38.1	39.5	39.5	39.8	37.8
85°	83.0	71.0	43.0	26.4	23.5	22.5	28.3	30.6	29.6	29.0	27.7
87.5°	55.7	48.8	26.4	14.6	12.7	12.0	16.6	18.2	17.6	16.6	15.7
90°	0.0	0.0	0.0	0.0	0.0	0.0	0.0	0.0	0.0	0.0	0.0

(END OF REPORT)